

EVOKE
THE
Grandness



Flute
COLLECTION

PRODUCT SIZE:
75x300mm



Dusty Grey



Bambu Green



Linen White




Chalk Yellow



Marine Blue



Cron Black



Terra



Denim Blue

Flute

COLLECTION

Fluted tiles are a versatile and stylish way to add a touch of luxury and sophistication to any space in your home. With their shallow, curved grooves, fluted tiles can create a sense of depth and dimension, making your space feel more elegant and refined.



Features & Advantages



Chemical
Resistance



Heat & Fire
Resistance



Abrasion
Resistance



High Tensile
Strength




Less Water
Absorption



Environment
Friendly

Flute
COLLECTION




BAMBU
GREEN

Size:
75x300mm

Matt
Finish

10mm
Thickness






CHALK
YELLOW

Size:
75x300mm

Matt
Finish

10mm
Thickness



Flute
COLLECTION




CRON
BLACK

Size:
75x300mm

Matt
Finish

10mm
Thickness



Flute
COLLECTION




DENIM
BLUE

Size:
75x300mm

Matt
Finish

10mm
Thickness



Flute
COLLECTION




DUSTY
GREY

Size:
75x300mm

Matt
Finish

10mm
Thickness





LINEN
WHITE

Size:
75x300mm

Matt
Finish

10mm
Thickness



Flute
COLLECTION





MARINE
BLUE

Size:
75x300mm

Matt
Finish

10mm
Thickness






TERRA

Size:
75x300mm

Matt
Finish

10mm
Thickness



TECHNICAL SPECIFICATION

CHARACTERISITICS	EURO STANDARD	SUBWAY TILES
DIMENSION & SURFACE QUALITY		
Dimension & Surface Quality	± 0.5%	± 0.2%
Deviation in thickness	± 0.6%	± 0.2%
Straightness of sides	± 0.3%	± 0.2%
Rectangularity	± 0.5%	± 0.3%
Surface Flatness	± 0.5%	± 0.3%
Surface Quality	± Min 95%	± Min 96%
PHYSICAL PROPERTIES		
Water Absorption	> 10 %	≥ 10 %
Bend Strength	> 150Kg./Cm	> 200-250Kg./cm
Scratch Hardness (Moh's)	Min 3	Min 3
Crazing	1 Cycle	No Craxing at 2 Cycle
CHEMICAL PROPERTIES		
Staining Resistance	Min Class 2	Resistance to All Acids And Alkalies
Household Chemical	Min Class B	Household Chemicals Except Hydro Fluric Acid
THERMAL PROPERTIES		
Thermal Shoke	Resistant to 10 Cycle	Conforms
Thermal Expansion	Max-9E-06	Conforms



PACKING DETAILS

Dimension	Tiles per Box (Pcs.)	Area Coverage per Box (Sq.Ft.) Approx	Area Coverage per Box (sq.Mt.) Approx	Weight per Box (Kg.) Approx	Thickness(mm) Approx
75x300mm	20	4.85	0.45	7.00	10.00

Note:

- 01) Size/shade variation is inherent in ceramic tiles, in case of any complain its should be brought to our dealer's notice before laying the tiles
- 02) Color Shown are indicative only. Check actual tiles for exact color.
- 03) The information contained in this catalogue are accurate as possible, but cannot be contained as legally binding.
- 04) Customers are advised to inspect a sample of the tiles before ordering.
- 05) The company reserved the right to change the specification without prior notice.

Product Applications:

 Hospital	 Mall	 Religious Place	 Theater	 House	 Discotheques	 Airport	 Café / Bar
---	---	--	--	--	---	--	---

